



MATERIALS

Bernat® Macrame™ (8.8 oz/250 g; 44 yds/40 m)

Olive (66007), Gray Brown (66003), Teal (66005), **1 ball makes 22 Keychains**
 Burnt Orange (66004), Natural (66001)

Metal Keychain clasp. Comb.

ABBREVIATIONS

Approx = Approximately



6



CRAFT | SKILL LEVEL: **BEGINNER**

MEASUREMENT

Approx 5" [12.5 cm] long including fringe.


INSTRUCTIONS

Notes:

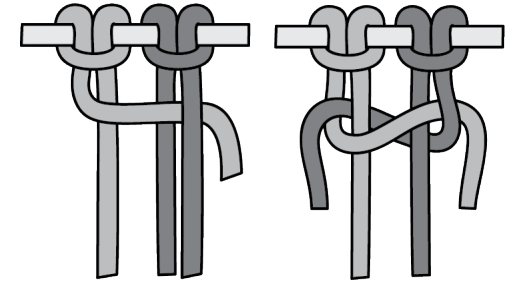
- Text in **bold** refers to knots illustrated with diagrams.
- **Do not** tie knots tightly; doing so will alter finished measurements

KEYCHAIN


1. Cut 2 cords 36" [91.5 cm] long.
2. Fold cords in half and tie each to Metal Keychain clasp using **Lark's Head Knot**.
3. Work **Half Knot** until work from **Lark's Head Knot** measures 3" [7.5 cm].
4. Bring all cords together at bottom of Keychain and tie **Overhand Knot**.
5. Trim ends to 1½" [4 cm].
6. Un-ply loose end of each cord by twisting cord clockwise until plies loosen, separating plies from the cut end up to knot. Comb fringe and trim evenly.



LARK'S HEAD KNOT



HALF KNOT



OVERHAND KNOT